



ATH7G18A Antenna

- M1
- 7.5GHz–18GHz

Features

The Model ATH7G18A is a wide band, high gain, microwave horn antenna. With a 20dBi nominal gain, the Model ATH7G18A supplies the constant high intensity fields necessary for RFI/EMI field testing. The Model ATH7G18A is compact and light weight yet is built tough enough for the extra demands of outdoor use and easily mounts on a rigid waveguide. Part of a family of microwave frequency antennas the Model ATH7G18A provides the 7.5-18GHz response required for many common test specifications.

The ATH7G18A can also be custom calibrated to the user's requirement for use in RF emission testing. The calibrated model is designated by adding a 'CC' suffix to the desired model version. Calibration details must be provided using Form 701. Contact factory for details.

The export classification for this equipment is EAR99. These commodities, technology or software are controlled for export in accordance with the U.S. Export Administration Regulations. Diversion contrary to U.S. law is prohibited.

Specifications

FREQUENCY RANGE: 7.5–18GHz

POWER INPUT (maximum): 2800 watts

FAR FIELD GAIN (over isotropic): See Curve

IMPEDANCE: 50 ohms nominal

VSWR, Typical: 1.5:1

BEAM WIDTH (average):

E Plane: See Curve

H Plane: See Curve

CONNECTOR: WRD-750 waveguide

MOUNTING PROVISIONS: Waveguide bracket

WEIGHT: 0.35 kg (0.77 lbs)

SIZE (WxHxD): 9 x 10.8 x 20.6 cm (3.54 x 4.25 x 8.11in)

MODEL CONFIGURATIONS

ATH7G18A	Antenna	2800 watts maximum
ATH7G18AM1	Antenna with side launch adapter to Type N (f)	500 watts maximum

AR RF/Microwave
Instrumentation
160 Schoolhouse Rd
Souderton, PA 18964
215-723-8181

For an applications engineer call: 800.933.8181

www.arworld.us

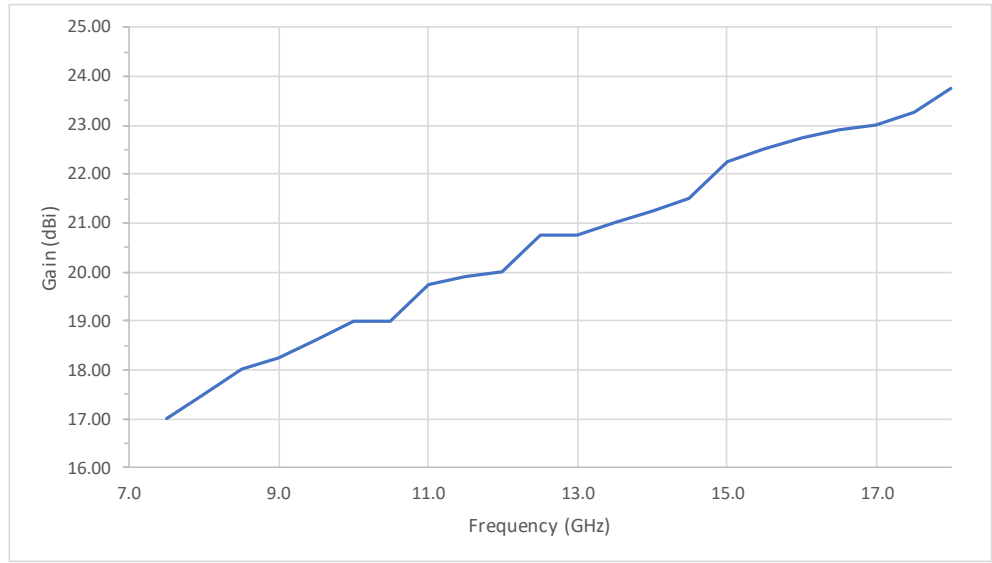


ATH7G18A

Antenna

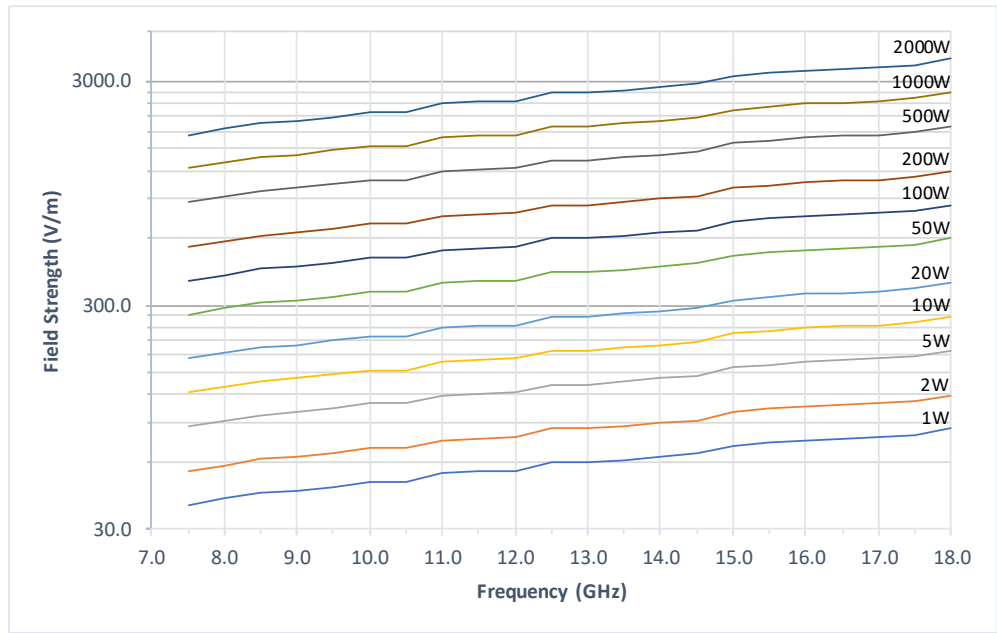
- M1
- 7.5GHz-18GHz

ATH7G18A Gain (dBi)



Field Strengths shown are calculated values. Individual shielded rooms, amplifiers, and test-system conditions will influence performance. Field Strength also varies with frequency and position of antenna and EUT in non-anechoic testing environments.

ATH7G18A Calculated Field Strength @ 1 meter

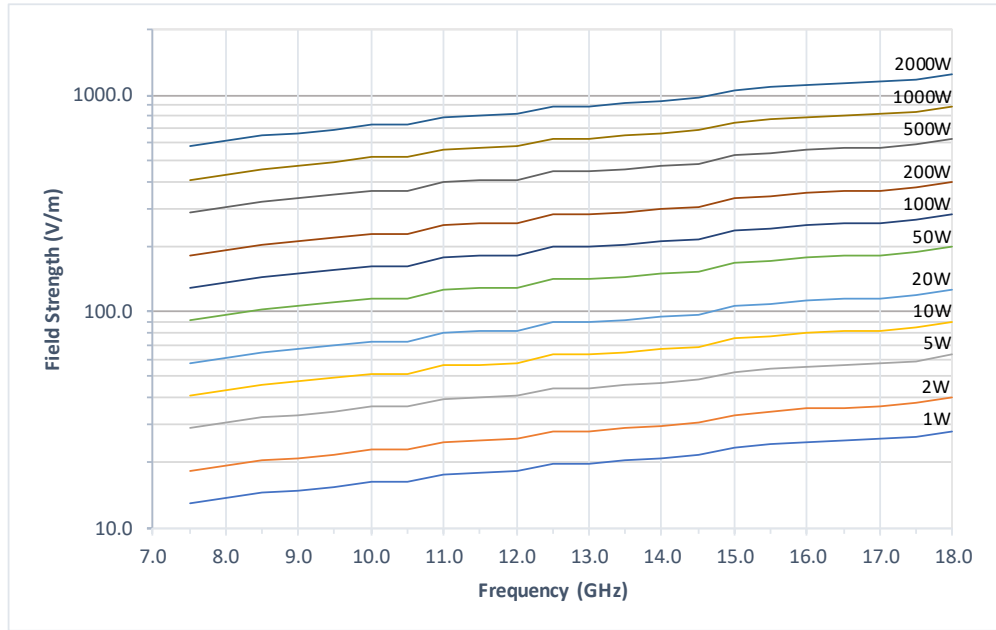


ATH7G18A

Antenna

- M1
- 7.5GHz-18GHz

ATH7G18A Calculated Field Strength @ 3 meters



ATH7G18A 3dB Beamwidth

